

Turmdrehkran 154 EC-HM 10 FR.t

Tow
Grú

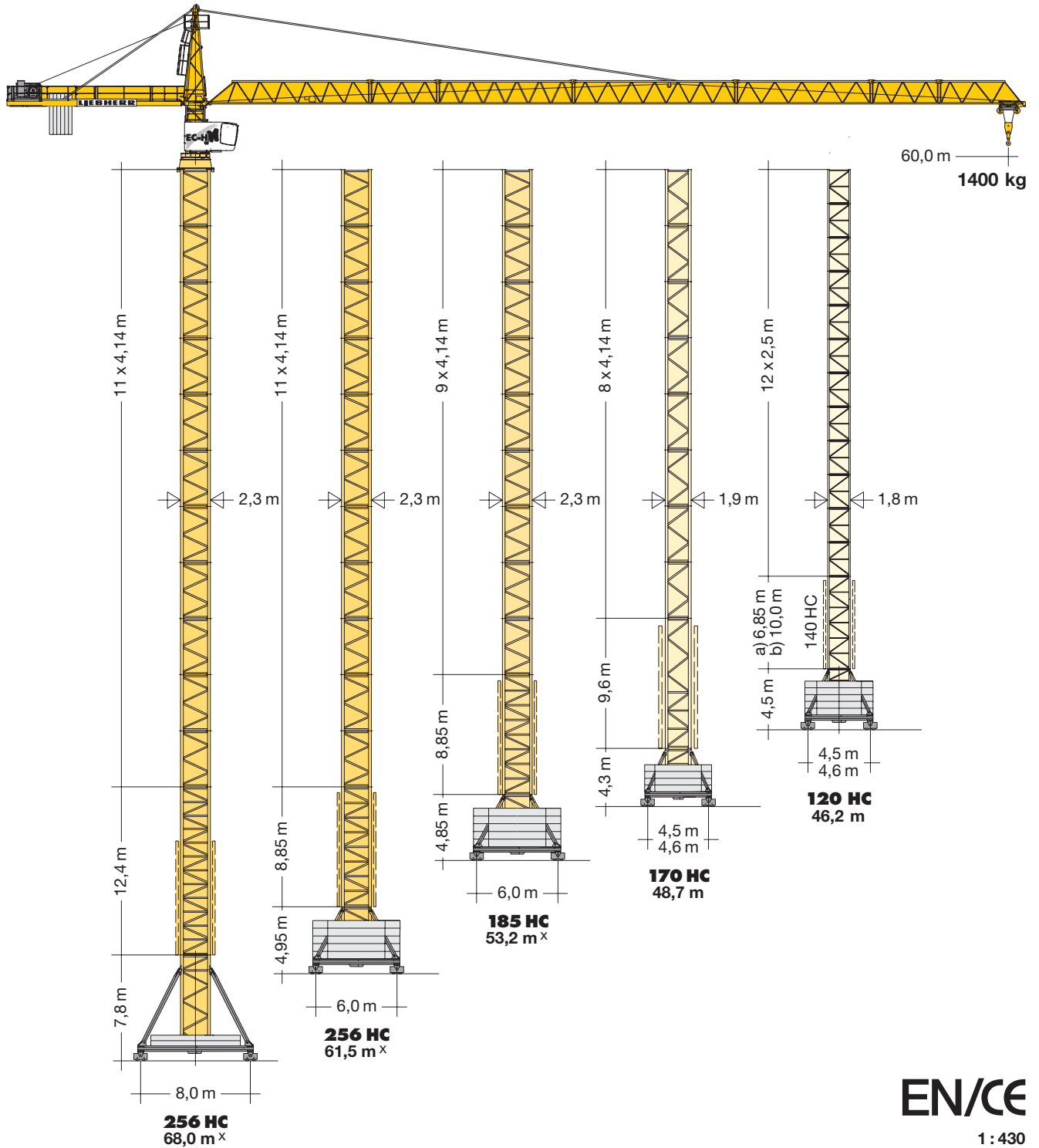


+48 32 74 99 225

MAZUR

154 EC-HM 6 FR.tronic®

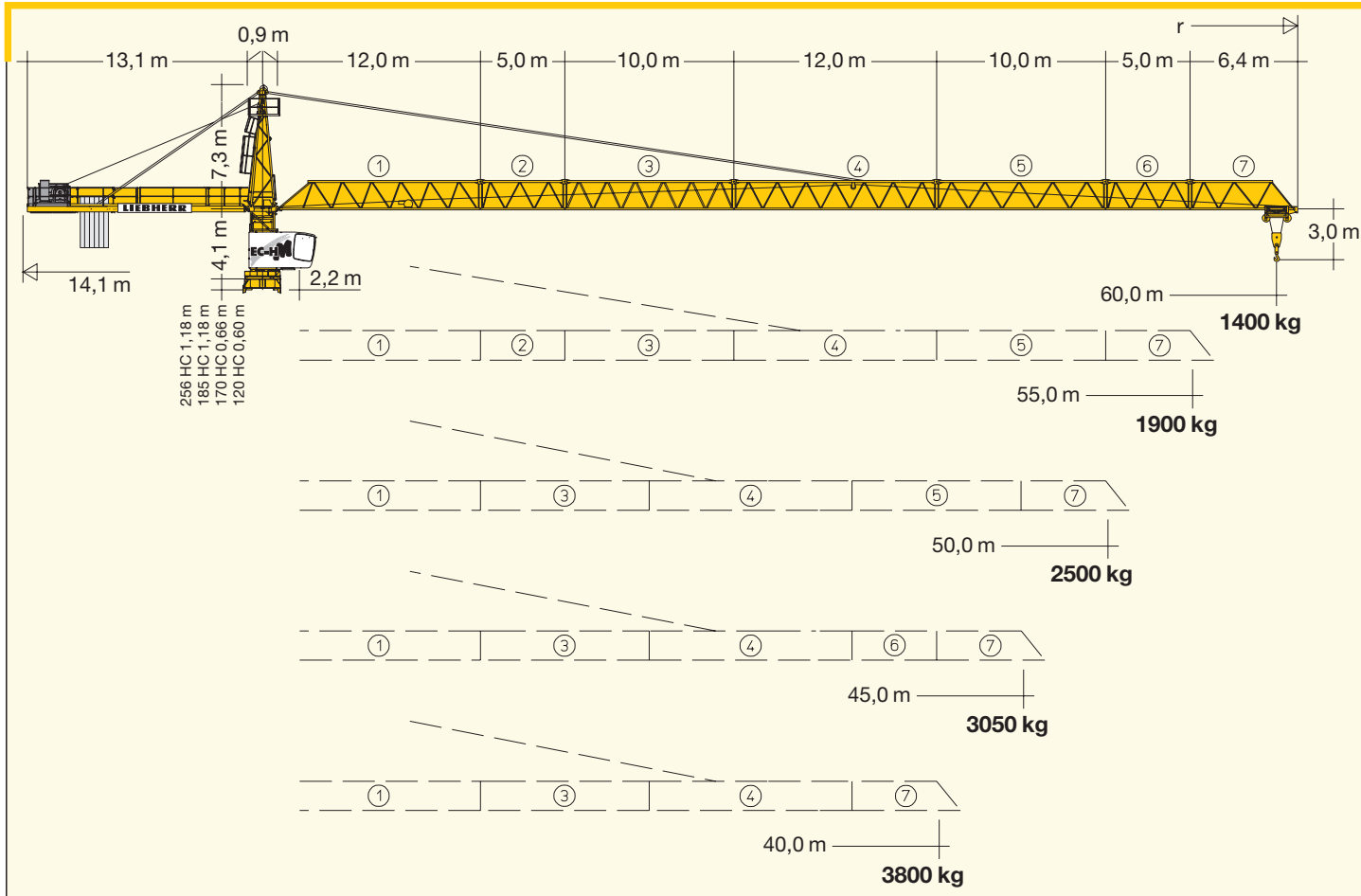
▶ 154 EC-HM 10 FR.tronic®



EN/CE

1:430

LIEBHERR



Hubhöhe

Hoisting height / Hauteur sous crochet / Altezza di sollevamento / Altura bajo gancho / Altura de montagem

		120 HC												
12	43,0* ^o	46,2* ^o	-	42,5* ^o	45,7* ^o	38,8* ^o	42,0* ^o	-	-	-	-	-	-	
11	40,5*	43,7*	53,7** ^o	40,0*	43,2*	36,3*	39,5*	46,3* ^o	49,5* ^o	37,7*	-	37,5*	-	50,8** ^o
10	38,0	41,2	51,2*	37,5	40,7	33,8	37,0	43,8*	47,0*	35,2*	38,4*	35,0*	38,2*	48,3*
9	35,5	38,7	48,7*	35,0	38,2	31,3	34,5	41,3	44,5	32,7	35,9*	32,5	35,7*	45,8*
8	33,0	36,2	46,2	32,5	35,7	28,8	32,0	38,8	42,0	30,2	33,4	30,0	33,2	43,3
7	30,5	33,7	43,7	30,0	33,2	26,3	29,5	36,3	39,5	27,7	30,9	27,5	30,7	40,8
6	28,0	31,2	41,2	27,5	30,7	23,8	27,0	33,8	37,0	25,2	28,4	25,0	28,2	38,3
5	25,5	28,7	38,7	25,0	28,2	21,3	24,5	31,3	34,5	22,7	25,9	22,5	25,7	35,8
4	23,0	26,2	36,2	22,5	25,7	18,8	22,0	28,8	32,0	20,2	23,4	20,0	23,2	33,3
3	20,5	23,7	33,7	20,0	23,2	16,3	19,5	26,3	29,5	17,7	20,9	17,5	20,7	30,8
2	18,0	21,2	31,2	17,5	20,7	13,8	17,0	23,8	27,0	15,2	18,4	15,0	18,2	28,3
1	15,5	18,7	28,7	15,0	18,2	11,3	14,5	21,3	24,5	12,7	15,9	12,5	15,7	25,8
0	13,0	16,2	26,2	12,5	15,7	8,8	12,0	18,8	22,0	10,2	13,4	10,0	13,2	23,3
	m a)	b)		m a)	b)	m a)	b)	a)	b)	m a)	b)	m a)	b)	m



○ = Ohne Kabine
Without cabin
Sans cabine
Senza cabina
Sin cabina
Sem cabine

S = verstärkt
reinforced
renforcé
rinforzato
reforzado
reforçado



Klettern im Gebäude auf Anfrage
Climbing inside building on request
Téléscopage en bâtiment sur demande

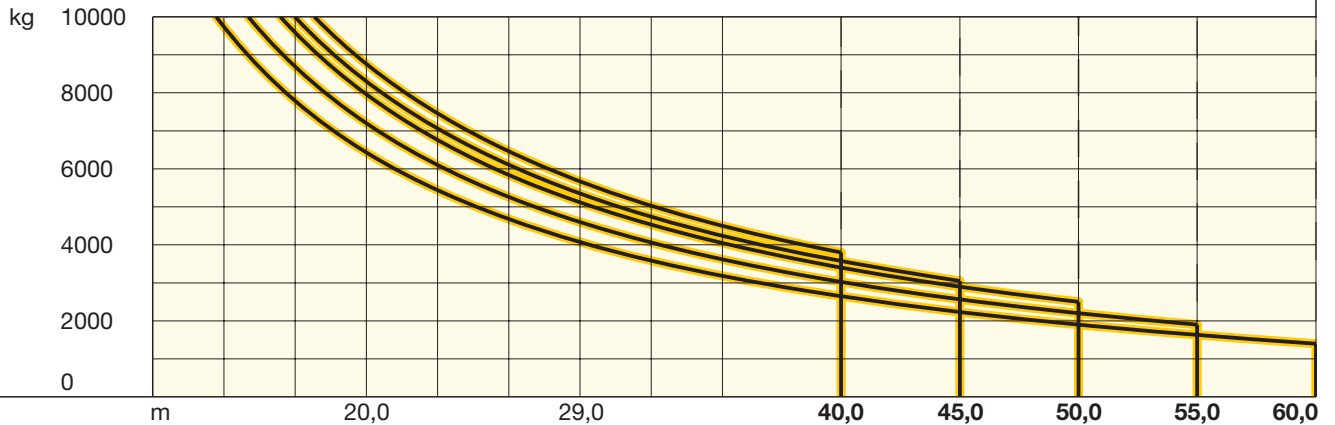


+48 32 74 99 225

Ausladung und Tragfähigkeit

Radius and capacity / Portée et charge / Sbraccio e portata / Alcances y cargas / Alcance e capacidade de carga

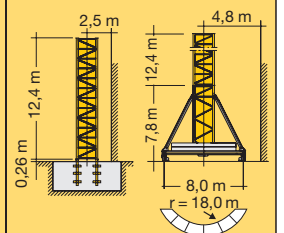
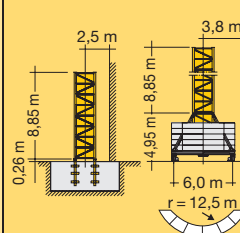
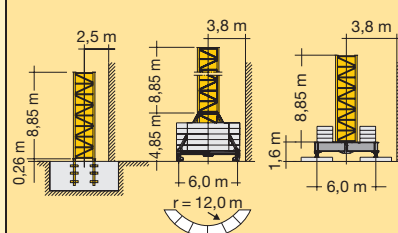
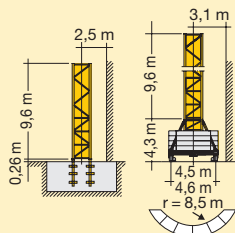
m	r	m/kg	154 EC-HM 10 FR.tronic®												
			m/kg												
			14,0	17,0	20,0	23,0	26,0	29,0	32,0	35,0	40,0	45,0	50,0	55,0	60,0
60,0	(r = 61,4)	2,2-13,7 10000	9740	7790	6430	5440	4680	4070	3590	3180	2650	2230	1900	1630	1400
55,0	(r = 56,4)	2,2-15,0 10000	10000	8690	7200	6100	5260	4600	4060	3620	3020	2570	2200	1900	
50,0	(r = 51,4)	2,2-16,4 10000	10000	9590	7960	6760	5840	5120	4530	4050	3400	2900	2500		
45,0	(r = 46,4)	2,2-17,0 10000	10000	9990	8300	7060	6110	5350	4740	4240	3570	3050			
40,0	(r = 41,4)	2,2-17,8 10000	10000	10000	8760	7460	6460	5670	5030	4500	3800				



Hubhöhe

Hoisting height / Hauteur sous crochet / Altezza di sollevamento / Altura bajo gancho / Altura de montagem

	170 HC		185 HC			256 HC				
12	-	-	-	-	-	-	-	-	64,6 ^x	-
11	-	-	-	-	-	56,8 ^x	61,5 ^{x*}	-	60,4 [*]	68,0 ^{*o}
10	-	-	52,8 ^{x*}	-	-	52,7 [*]	57,4 ^{*o}	54,1 [*]	56,3	63,8 ^{*o}
9	48,8 [*]	-	48,7 [*]	53,2 [*]	50,0 [*]	48,5	53,3	50,0	52,2	59,7
8	44,7 [*]	48,7 [*]	44,5	49,1 [*]	45,9	44,4	49,2	45,9	48,0	55,6
7	40,5	44,6	40,4	45,0	41,7	40,3	45,0	41,7	43,9	51,4
6	36,4	40,4	36,2	40,8	37,6	36,1	40,9	37,6	39,7	47,3
5	32,3	36,3	32,1	36,7	33,4	32,0	36,7	33,4	35,6	43,1
4	28,1	32,2	28,0	32,6	29,3	27,9	32,6	29,3	31,4	39,0
3	24,0	28,0	23,8	28,4	25,2	23,7	28,5	25,2	27,3	34,8
2	19,8	23,9	19,7	24,3	21,0	19,6	24,3	21,0	23,2	30,7
1	15,7	19,7	15,6	20,1	16,9	15,5	20,2	16,9	19,0	26,6
0	11,6	15,6	11,4	16,0	12,7	11,3	16,1	12,7	14,9	22,4



x = Nur bei Windzone C 10

Only in case of wind zone C 10

Seulement en cas de zone de vent C 10

Solo in zona vento C 10

Solo en zona de viento C 10

Só em zona de vento C 10

Weitere Hubhöhen in Abhängigkeit von Windzonen auf Anfrage

Additional hoist heights depending on wind zones on request

Hauteurs sous crochet supplémentaires dépendant des zones de vent sur demande

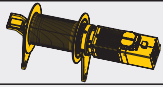
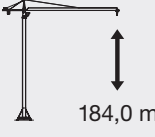
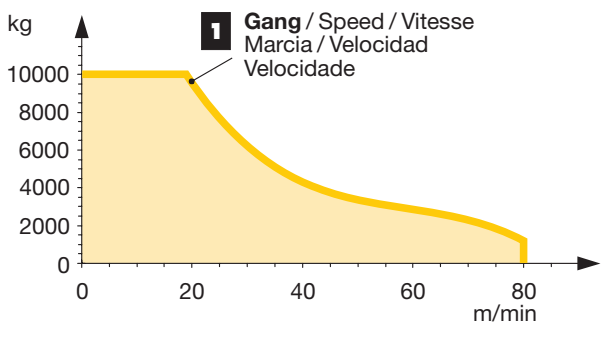
A richiesta, ulteriori altezze

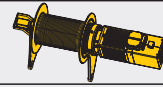
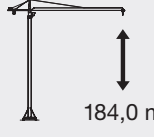
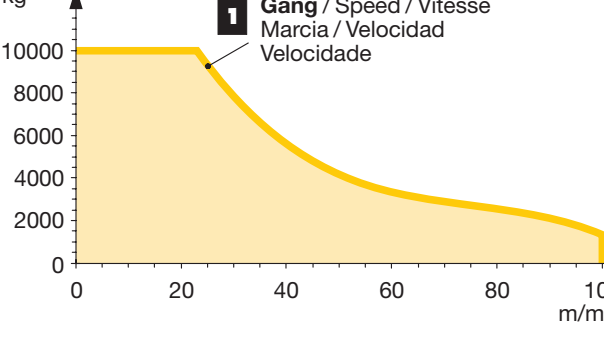
Para otras alturas bajo gancho





Para outras alturas de eleva















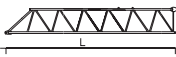

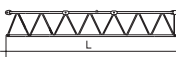





















+48 32 74 99 225

	↔ stufenlos / stepless / régl. continu regl. progressiva / sin escalones / sem degraus kg m/min
37 kW FR.tronic-FU WIW 250 MZ 402	
 6 Lagen Layers Couches Strati Camadas Capas 184,0 m	1 10000 0 ↔ 19 1150 0 ↔ 80
 <p>1 Gang / Speed / Vitesse Marcia / Velocidad Velocidade</p>	

	↔ stufenlos / stepless / régl. continu regl. progressiva / sin escalones / sem degraus kg m/min
45 kW FR.tronic-FU WIW 260 MZ 401	
 6 Lagen Layers Couches Strati Camadas Capas 184,0 m	1 10000 0 ↔ 23 1200 0 ↔ 100
 <p>1 Gang / Speed / Vitesse Marcia / Velocidad Velocidade</p>	

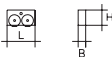
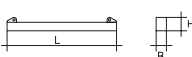

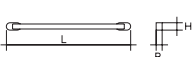
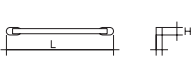

	U/min 0 ↔ 0,8 sl./min tr./min	1 x 7,5 kW FR.tronic-FU				
	0 ↔ 100,0 m/min	5,5 kW FR.tronic-FU				
	25,0 m/min	2 x 4,0 kW (120 HC) 2 x 7,5 kW (256 HC) 2 x 5,5 kW (185 HC, 170 HC)				
 kVA		<table border="1"> <tr> <td>37 kW FU</td> <td>45 kW FU</td> </tr> <tr> <td>47,0</td> <td>54,0</td> </tr> </table>	37 kW FU	45 kW FU	47,0	54,0
37 kW FU	45 kW FU					
47,0	54,0					

Montagegewichte: siehe Betriebsanleitung. / Erection weights: see instruction manual. / Poids de montage: voir manuel de service.
 Peses di montaggio: vedasi le istruzioni sull'uso. / Pesos de montagem: veja-m-se es instruções p. uso. / Peso para el montaje: según manual.

Kranoberteil		Upper part of crane / Partie supérieure de grue / Parte superiore della gru		L (m)	B (m)	H (m)	kg*		
Pos. Item Rep Voce Pos. Ref.	Anz. Qty. Qta. Cant.								
1	1	Drehbühne / Slewing platform Plateforme tournante / Piattaforma girevole Plataforma de giro / Plataforma giratória			120 HC	5,20	2,30	2,27	6500
					170 HC	5,20	2,30	2,27	6700
					185 HC	6,00	2,74	2,27	6900
					256 HC	6,00	2,74	2,27	6900
2	1	Kabine / Cabin Cabine / Cabina Cabina / Cabina			4,05	1,55	2,34	1000	
3	1	Turmspitze / Tower head section Porte-flèche / Testa porta-braccio Cabeça de apoio de lança / Cabeza de torre			7,30	1,48	1,75	1870	
4	1	Hubwerkseinheit / Hoist gear unit / Treuil de levage Gruppo meccanismo sollevamento / Mecanismo de elevación / Grupo de mecanismo elevatório	37 kW 		2,34	2,20	1,60	2400	
5	1	Gegenausleger / Counter-jib Contre-flèche / Controbraccio Contra-pluma / Contra-lança			13,11	2,42	0,57	3000	
6	1	Gegenausleger mit Hubwerkseinheit Counter-jib with hoist gear unit / Contre-flèche avec treuil de levage / Controbraccio con gruppo meccanismo sollevamento / Contra-pluma con mecanismo de elevación / Contra-lança com grupo de mecanismo elevatório			13,11	2,42	2,20	7000	
7	1	Ausleger-Anlenkstück / Jib heel section Pied de flèche / Settore articolato di braccio Base articulada de lança / Pluma tramo primero			12,24	1,58	1,79	① 2220	
8	1	Ausleger-Zwischenstück / Intermediate jib section Élément intermédiaire de flèche / Spezzone di braccio Peça suplementar da lança / Tramo intermedio pluma			12,30	1,25	1,70	④ 1640	
9	2	Ausleger-Zwischenstück / Intermediate jib section Élément intermédiaire de flèche / Spezzone di braccio Peça suplementar da lança / Tramo intermedio pluma			10,30	1,25	1,70	③ 1130 ⑤ 750	
10	2	Ausleger-Zwischenstück / Intermediate jib section Élément intermédiaire de flèche / Spezzone di braccio Peça suplementar da lança / Tramo intermedio pluma			5,25	1,25	1,68	⑥ 370 ② 630	
11	1	Ausleger-Kopfstück / Jib head Pointe de flèche / Punta freccia Cabeça de lança / Tramo punta de pluma			6,51	1,43	1,88	⑦ 500	
12	1	Laufkatze und Lasthaken / Trolley and hook Chariot de distribution et crochet / Carrello con gancio Carrito y gancho / Carro de ponte e gancho			1,90	1,42	1,38	930	
13	1	Drehbühne und Turmspitze / Slewing platform and tower head section / Ensemble mât-cabine et porte-flèche Piattaforma girevole e cuspidi / Plataforma de giro y cabeza torre / Plataforma giratória e cabeça de torre			120 HC 12,30 170 HC 12,30 185 HC 12,70 256 HC 12,70	2,30 2,30 2,74 2,74	2,27 2,27 2,27 2,27	8400 8560 8870 8870	
14	1	Ausleger- und Gegenausleger-Abspannung / Jib and counter-jib suspension Haubanage de flèche et de contre-flèche / Attrezzatura di ancoraggio di braccio e controbraccio Tirantes de sost en pluma y contra-pluma / Grupo de ancoragem de lança e contra-lança			8,20 5,87	0,55 0,20	0,12 0,16	1170 380	
Turm		Tower / Mât / Torre							
15	13 9 9 11	Turmstück / Tower section Élément de mât / Elemento di torre Torre / Torre			120 HC 2,50 170 HC 4,14 185 HC 4,14 256 HC 4,14	1,80 1,90 2,30 2,30	1,80 1,90 2,30 2,30	1050 1850 2050 2260	
16	7 3	Turmstück lang / Long tower section Élément de mât long / Elemento di torre, lungo Tramo de torre largo / Peça de torre, comprida			120 HC 5,00 120 HC 10,00 120 HC 12,50	1,80 1,80 1,80	1,80 1,80 1,80	1960 3400 4200	
17	1	Grundturmstück / Base tower section Mât de base / Elemento di torre base Tramo torre base / Peça de base de torre			140 HC 6,85 140 HC 10,00 140 HC s 10,00 170 HC 9,60 185 HC 8,85 256 HC 8,85 (12,42)	1,80 1,80 1,80 1,90 2,30 2,30 (2,30)	1,80 1,80 1,80 1,90 2,30 2,30 (2,30)	2930 3990 4000 4480 4280 4830 (7940)	
Klettereinrichtung		Climbing equipment / Equipement de télescopage / Attrezzatura per allungamento della gru							
		Equipo de trepado / Acesórios p. subida no edificio							
18	1	Führungsstück kpl. / Guide section cpl. Cage télescopique cpl. / Gabbia di sopraelevazione compl. Peça de guia compl. / Torre de montaje completa			120 HC 6,45 120 HC 9,60 170 HC 9,04 185 HC 8,39 256 HC 8,39	2,10 2,10 2,31 2,68 2,68	2,42 2,42 2,28 2,58 (3,04) 2,58 (3,04)	2660 4410 4750 5100 5100	
19	1	Hydraulikanlage, Stütz- und Klettertraverse / Hydraulic unit, supporting and climbing cross members Système hydraulique avec traverses d'appui et de télescopage / Sistema idraulico, traversa di appoggio e allungamento gru / Instalação hidráulica, travessa de apoio e subida / Sistema hidráulico con traviesa de apoyo y trepado			120 HC 2,87 170 HC 2,00 185 HC 2,30 256 HC 2,30	2,12 1,10 1,25 1,25	1,06 1,00 1,00 1,00	1050 1100 1150 1150	
Unterwagen		Undercarriage / Châssis / Carro della gru							
		Carro con mástil / Carro de guindaste							
20	2	Fahrschemel mit Antrieb / Rail bogie with drive Bogie moteur / Telaio con gruppo propulsore Quadro sem grupo de propulsão / Caja rodillo motriz			120 HC 1,38 170 HC 1,46 185 HC 1,46 256 HC 1,63 (1,46)	0,88 0,84 0,84 0,92 (0,84)	0,87 0,87 0,87 0,95 (0,87)	900 920 920 1690 (920)	



+48 32 74 99 225

Pos. Item Rep Voce Pos. Ref.	Anz. Qty. Qté. Qta. Cant. Cant.				L (m)	B (m)	H (m)	kg*
21	2	Fahrschemel ohne Antrieb / Rail bogie without drive Bogie fou / Telaio senza gruppo propulsore Quadro com grupo de propulsão / Caja rodillo conducido		120 HC	1,17	0,60	0,87	860
				170 HC	1,15	0,60	0,87	880
				185 HC	1,15	0,60	0,87	880
				256 HC	1,37 (1,15)	0,62 (0,60)	0,95 (0,87)	1340 (880)
22	1	Tragholm lang / Long support arm Longeron long / Longherone lungo Bravo largo soporte / Travessa comprida		120 HC	7,12	0,78	0,65	950
				170 HC	7,15	0,80	0,70	1070
				185 HC	9,10	0,82	0,74	1350
				256 HC	9,10 (11,95)	0,80 (0,82)	0,80 (0,80)	1650 (2200)
23	2	Tragholm kurz / Short support arm Longeron court / Longherone corto Bravo corto soporte / Travessa curta		120 HC	3,45	0,56	0,55	408
				170 HC	3,45	0,60	0,70	500
				185 HC	4,41	0,62	0,71	615
				256 HC	4,45 (5,58)	0,77 (0,65)	0,77 (0,77)	800 (1035)
24	2+2	Randträger / Border support Traverse / Supporti base Traviesa / Apoio de bordo		120 HC	4,02	0,35	0,12	95
				170 HC	4,08 - 4,30	0,16 - 0,33	0,11 - 0,14	80 - 200
				185 HC	5,48 - 5,46	0,11 - 0,17	0,16 - 0,38	118 - 454
				256 HC	5,46 - 5,40 (7,52 - 7,46)	0,11 - 0,18 (0,10 - 0,17)	0,16 - 0,38 (0,10 - 0,38)	175 - 525 (366 - 912)
25	4	Stützholm / Support strut Hauban de châssis / Correnti di appoggio Tirante vertical / Travessa de apoio		120 HC	3,78	0,15	0,22	200
				170 HC	3,53	0,25	0,17	240
				185 HC	4,23	0,17	0,25	275
				256 HC	4,14 (6,55)	0,18 (0,22)	0,25 (0,25)	320 (600)
26	1	Unterswagen-Turmstück / Undercarriage tower section Mât de châssis / Elemento di torre del carro Tramo de carro / Peça de torre do chassis		120 HC	3,50	2,06	2,06	1320
				170 HC	3,30	2,15	2,15	2000
				185 HC	3,73	2,52	2,52	1950
				256 HC	3,73 (6,70)	2,62 (2,53)	2,62 (2,53)	2550 (3800)
27	1	Stapel Aufstiege und Podeste / Bundle of ladders and platforms Faisceau d'échelles et de plates-formes / Serie di scale e rampe Paquete de escaleras y plataformas / Escadas e patamares		120 HC	3,50	1,20	1,00	1000
28	1	Kiste mit Kleinteilen / Crate with small parts Caisse contenant des accessoires / Cassa con accessori Caja con accesorios / Caixa de acessórios			2,00	1,00	1,00	2000

() **Angaben in Klammern gelten für 8 m-Unterswagen.** / The data in brackets are valid for an undercarriage of 8 m. / Les données techniques indiquées entre parenthèses sont valables pour un châssis de 8 m. / Caratteristiche in (..) valgono per carro di 8 m. / Los datos entre paréntesis son válidos para carro de 8 m. Características em (..) válidas pelo chassis de 8 m.

* **Einzelgewichte.** / Single weights. / Poids individuels. / Pesì di componenti. / Pesos de peças componentes. / Pesos unitarios.

Konstruktionsänderungen vorbehalten!

Subject to alterations! / Sous réserves de modifications!
Si fa riserva di modifiche! / Salvo modificação da construação!
¡Sujeto a modificaciones!

121 P - 4826 EN/CE • BGL C.0.10.0140 • 04.05 / 6

Sämtliche Angaben erfolgen ohne Gewähr. / This information is supplied without liability.

Ces renseignements sont sans garantie. / Le indicazioni contenute si intendono salvo errori ed omissioni.
Declinamos toda responsabilidad derivada de la información proporcionada. / Declinamos cualquier
responsabilidade quanto à inform



+48 32 74 99 225